

Part 1C

# Happy Birthday to you

Cumpleaños Feliz

Arm. David Romero

♩ = 80

2

Ha - ppy Birth-day-to - you, ha - ppy Birth - day to  
Cum-ple - a - ños Fe -liz, Cum-ple - a - ños Fe-

9

1.

you, Ha - ppy Birth-day, de - ar (name) Ha - ppy Birth day to you. Ha - ppy  
liz, te de - sé - a - mos to - dos, Cum-ple - a - ños Fe - liz. Cum-ple

14

2.

you. Ha - ppy Birth - day to you. \_\_\_\_\_  
liz. Cum-ple - a - ños fe - liz. \_\_\_\_\_


Part 1C (upper)

# Happy Birthday to you

Cumpleaños Feliz


Arm. David Romero

♩ = 80




Ha - ppy Birth-day-to - you, ha - ppy Birth - day to  
Cum-ple - a - ños Fe - liz, Cum-ple - a - ños Fe -

9



you, Ha - ppy Birth - day, de - ar (name) Ha - ppy Birth day to you. Ha - ppy  
liz, te de - sé - a - mos to - dos, Cum-ple - a - ños Fe - liz. Cum-ple

14



you. Ha - ppy Birth - day to you. \_\_\_\_\_  
liz. Cum-ple - a - ños fe - liz. \_\_\_\_\_

Part 1Bb

# Happy Birthday to you


Cumpleaños Feliz

Arm. David Romero

♩ = 80



Ha - ppy Birth-day-to - you, ha - ppy Birth-day to  
Cum-ple - a - ños Fe - liz, Cum-ple - a - ños Fe -



you, Ha - ppy Birth-day, de - ar (name) Ha - ppy Birth day to you. Ha - ppy  
liz, te de - sé - a - mos to - dos, Cum-ple - a - ños Fe - liz. Cum-ple



you. Ha - ppy Birth - day to you. \_\_\_\_\_  
liz. Cum-ple - a - ños fe - liz. \_\_\_\_\_

Part 1Eb

# Happy Birthday to you

Cumpleaños Feliz

Arm. David Romero

♩ = 80

Musical notation for the first system, starting with a treble clef, key signature of one sharp (F#), and 3/4 time signature. The tempo is marked as quarter note = 80. The first measure is a whole rest. The second measure contains a double bar line with a '2' above it, indicating a second ending. The melody begins in the third measure with a quarter note G4, followed by quarter notes A4, B4, and C5. A repeat sign follows, with the melody continuing: quarter note B4, quarter note A4, quarter note G4, quarter note F#4, quarter note E4, quarter note D4, quarter note C4.

Ha - ppy Birth-day-to - you, ha - ppy Birth - day to  
Cum - ple - a - ños Fe - liz, Cum - ple - a - ños Fe -

9

Musical notation for the second system, continuing the melody from the first system. It starts with a quarter note G4, followed by quarter notes A4, B4, and C5. A repeat sign follows, with the melody continuing: quarter note B4, quarter note A4, quarter note G4, quarter note F#4, quarter note E4, quarter note D4, quarter note C4. A first ending bracket labeled '1.' covers the final two measures, which end with a double bar line.

you, Ha - ppy Birth - day, de - ar (name) Ha - ppy Birth day to you. Ha - ppy  
liz, te de - sé - a - mos to - dos, Cum - ple - a - ños Fe - liz. Cum - ple

14

Musical notation for the third system, continuing the melody. It starts with a quarter note G4, followed by quarter notes A4, B4, and C5. A second ending bracket labeled '2.' covers the final two measures, which end with a double bar line.

you. Ha - ppy Birth - day to you. \_\_\_\_\_  
liz. Cum - ple - a - ños fe - liz. \_\_\_\_\_

Part 2Bb

# Happy Birthday to you

Cumpleaños Feliz

Arm. David Romero

♩ = 80

2

9

1. 1.

14 2.

Part 2Eb

# Happy Birthday to you

Cumpleaños Feliz

Arm. David Romero

♩ = 80

2

9

1.

14

2.



Part 3Bb (upper)

# Happy Birthday to you

Cumpleaños Feliz

Arm. David Romero

♩ = 80



7



13





Part 3Eb

# Happy Birthday to you

Cumpleaños Feliz

Arm. David Romero

♩ = 80

7

13

1. 2.

Part 3F

# Happy Birthday to you

Cumpleaños Feliz

Arm. David Romero

♩ = 80

The first staff of music is in 3/4 time with a key signature of one flat (Bb). It begins with a treble clef and a tempo marking of quarter note = 80. The melody starts with a quarter note G4, followed by a quarter note A4, and a quarter note Bb4. The next measure contains a quarter note C5, a quarter note Bb4, and a quarter note A4. The third measure has a quarter note G4, a quarter note F4, and a quarter note E4. The fourth measure consists of a quarter note D4, a quarter note C4, and a quarter note Bb3. The fifth measure has a quarter note A3, a quarter note G3, and a quarter note F3. The sixth measure contains a quarter note E3, a quarter note D3, and a quarter note C3. The seventh measure has a quarter rest, a quarter note Bb3, and a quarter note A3. The eighth measure has a quarter note G3, a quarter note F3, and a quarter note E3. The staff ends with a double bar line and repeat dots.

7

The second staff of music continues the melody from the first staff. It starts with a treble clef and a key signature of one flat. The first measure has a quarter note G3, a quarter note F3, and a quarter note E3. The second measure has a quarter note D3, a quarter note C3, and a quarter note Bb2. The third measure has a quarter note A2, a quarter note G2, and a quarter note F2. The fourth measure has a quarter note E2, a quarter note D2, and a quarter note C2. The fifth measure has a quarter note Bb1, a quarter note A1, and a quarter note G1. The sixth measure has a quarter note F1, a quarter note E1, and a quarter note D1. The seventh measure has a quarter note C1, a quarter note Bb0, and a quarter note A0. The eighth measure has a quarter note G0, a quarter note F0, and a quarter note E0. The staff ends with a double bar line and repeat dots.

13

The third staff of music continues the melody from the second staff. It starts with a treble clef and a key signature of one flat. The first measure has a quarter note G0, a quarter note F0, and a quarter note E0. The second measure has a quarter note D0, a quarter note C0, and a quarter note Bb-1. The third measure has a quarter note A-1, a quarter note G-1, and a quarter note F-1. The fourth measure has a quarter note E-1, a quarter note D-1, and a quarter note C-1. The fifth measure has a quarter note Bb-2, a quarter note A-2, and a quarter note G-2. The sixth measure has a quarter note F-2, a quarter note E-2, and a quarter note D-2. The seventh measure has a quarter note C-2, a quarter note Bb-3, and a quarter note A-3. The eighth measure has a quarter note G-3, a quarter note F-3, and a quarter note E-3. The staff ends with a double bar line and repeat dots.

Part 4C

# Happy Birthday to you

Cumpleaños Feliz

Arm. David Romero

♩ = 80



8



14




Part 4Bb

# Happy Birthday to you

Cumpleaños Feliz

Arm. David Romero

♩ = 80




Part 5C

# Happy Birthday to you


Cumpleaños Feliz

Arm. David Romero

♩ = 80



8



13

1. 2.



Part 5C (upper)

# Happy Birthday to you

Cumpleaños Feliz

Arm. David Romero

♩ = 80



8



14




Part 5Bb

# Happy Birthday to you

Cumpleaños Feliz

Arm. David Romero

♩ = 80



Part 5Eb

# Happy Birthday to you

Cumpleaños Feliz

Arm. David Romero

♩ = 80

8

14

1.

2.



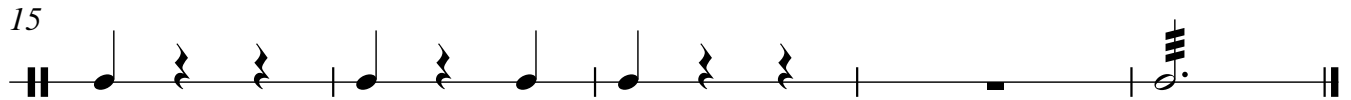
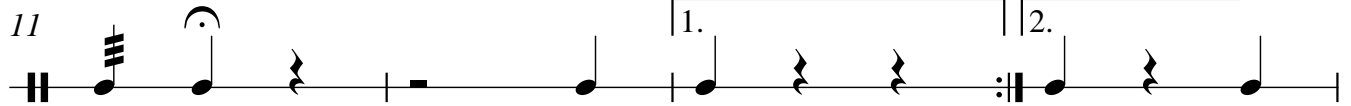
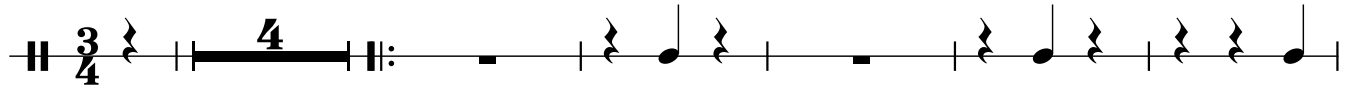
Triangle

# Happy Birthday to you

Feliz Cumpleaños

Arm. David Romero

♩ = 80



Timpani

# Happy Birthday to you

Feliz Cumpleaños

Arm. David Romero

♩ = 80

3

9

1.

14

2.